

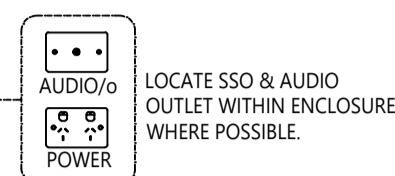
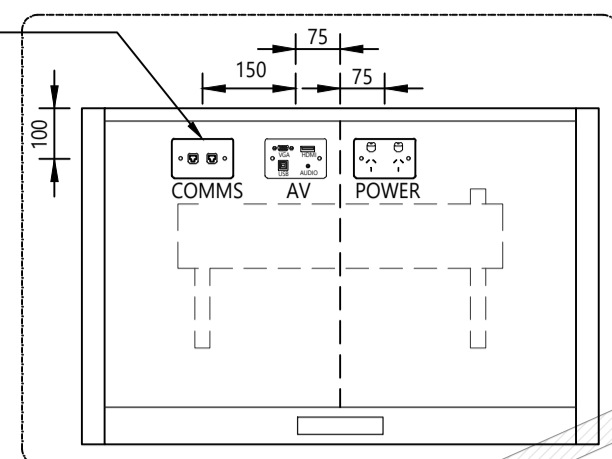
TYPICAL - FINAL LOCATION OF ALL OUTLETS FOR AV EQUIPMENT SHALL BE COORDINATED ONSITE PRIOR TO INSTALL TO ENSURE CABLE PLUGS AND BENDING RADIUS OF CABLES / LEADS CAN BE ACCOMMODATED.

WALL MOUNT OUTLETS MOUNTED IN CONJUNCTION WITH THE SCREEN LOCATION. COORDINATE ONSITE.

CONDUITS IN WALL FOR CONCEALMENT OF CABLES. ENSURE CABLES AND CONNECTION HEADS FIT WITHIN CONDUIT ALLOCATION PRIOR TO CONDUIT ALLOCATION PRIOR TO CONDUIT INSTALLATION.

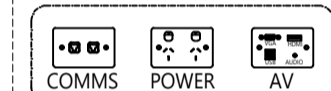
BRACKET AND DISPLAY SCREEN SHALL BE MOUNTED AS PER MANUFACTURER SPECIFICATIONS.

CONDUIT AND SPEAKER CABLE CONNECTION BETWEEN DEVICES CONCEAL IN WALL.



LOCATE FINGER HOLE WITHIN FRONT FACE OF ENCLOSURE FOR ACTIVATION OF BUTTON & PAIRING BETWEEN DEVICES. LOCKABLE PURPOSE BUILT BOX. TO HOUSE PHONAK MULTI-MEDIA HUB SECURELY FIX TO WALL AND PROVIDE STRUCTURAL SUPPORT BEHIND PLASTERBOARD. LOCATE SSO & AUDIO OUTLET SECURED WITHIN ENCLOSURE.

BRAILLE SIGN LOCATED AT ENTRANCE EXTERNAL TO ROOM. LOCATION AS PER MANUFACTURERS ADVICE AND ACCESSIBILITY CODES.



ABOVE ROOM LAYOUT IS DIAGRAMMATIC ONLY TO PROVIDE DESIGN INTENT. ALL WORKS SHALL BE PROVIDED TO SUIT INDIVIDUAL PROJECT REQUIREMENTS, ACTUAL ROOM LAYOUT, FUNCTIONALITY OF THE SPACE AND MEET THE NCC/BCA AUSTRALIAN STANDARDS, AND MANUFACTURERS INSTALLATION MANUAL.

**NOTES:**

1. THE INSTALLATION OF INTERACTIVE WHITEBOARDS, DATA PROJECTORS, LED/LCD SCREENS, AND HEARING AUGMENTATION SYSTEMS SHALL BE PERFORMED BY QUALIFIED PROFESSIONALS.
2. ALL POWER AND VIDEO CABLING MUST BE INSTALLED BY LICENSED PROFESSIONALS AND FULLY CONCEALED IN CONDUIT WITHIN CEILINGS AND WALLS WHERE APPROPRIATE.
3. ALL CABLING SHALL BE SUPPLIED FROM KRAMER AUSTRALIA OR EQUAL TO IN QUALITY AND TRANSMISSION SIGNALS STRENGTH.

MOBILE/ INTERACTIVE SCREEN SHOWN FOR DESIGN INTENT ONLY

230VAC

COAXIAL OR FIBRE OPTIC AS REQUIRED. COORDINATE WITH TV TYPE AND ANALOGUE OUTPUTS TO ENSURE SOUND IS SUSTAINED FROM DISPLAY SCREEN SPEAKERS AND ALSO THROUGH THE MEDIA HUB.

DITITAL TO ANALOGUE CONVERTER

230VAC

3.5mm STEREO AUDIO

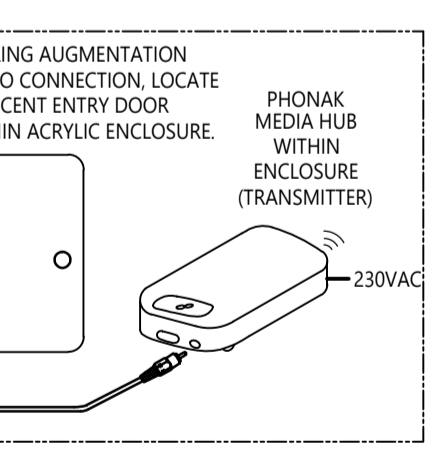
AV CONNECTIONS AT REAR OF INTERACTIVE LCD/LED TV SCREEN.

COMPUTER 11 TYPE B USB HDMI AUDIO/AUDIO IN/OUT

SIZE CABLE LENGTH TO SUIT. NOTE: USB SHALL NOT EXCEED 5 METRES. SELECT CABLE TYPE TO SUIT SYSTEM REQUIREMENTS.

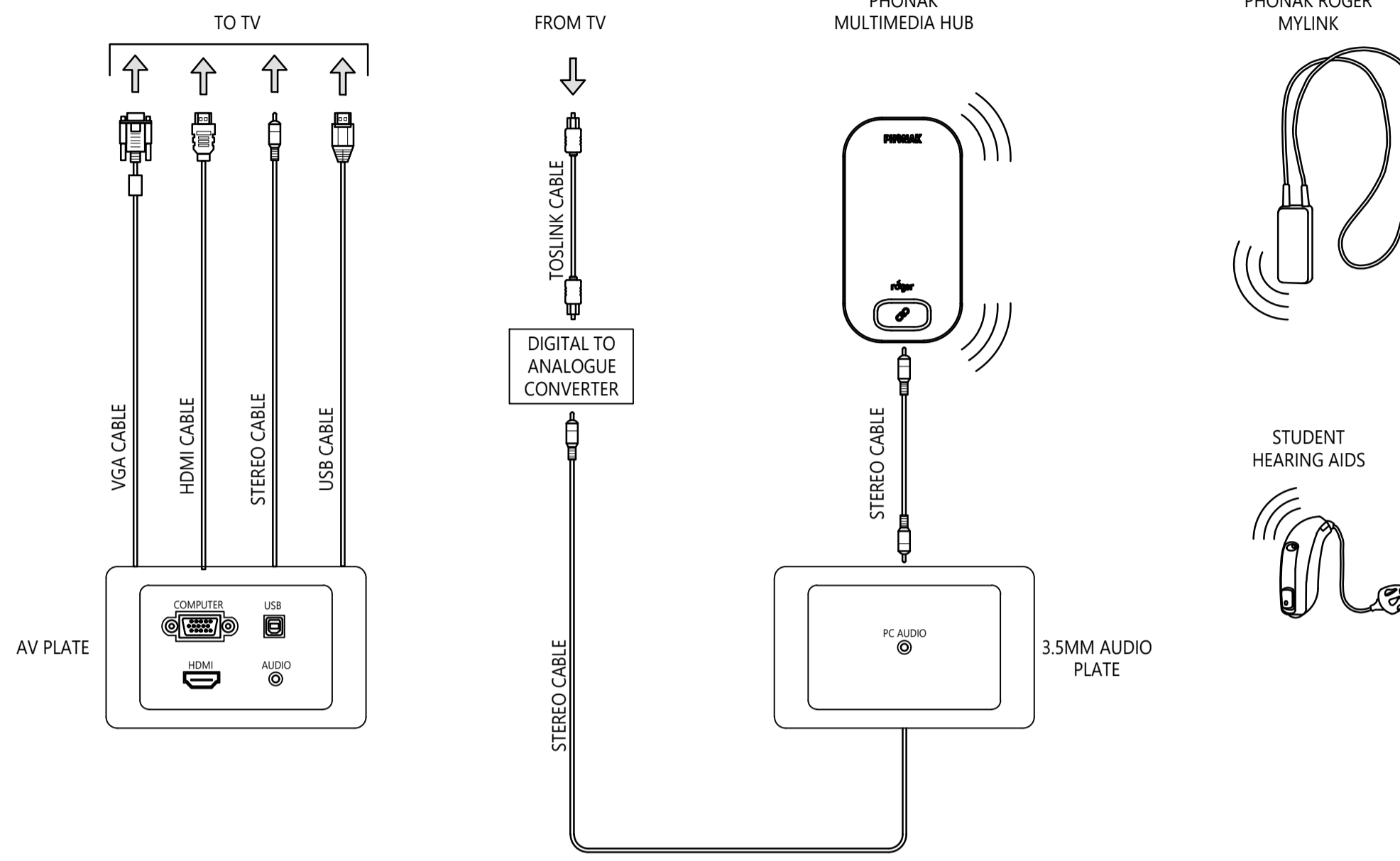
AV CONNECTIONS, LOCATE ADJACENT TEACHERS PC/LAPTOP SETUP LOCATION. (E.G. TEACHERS DESK OR LAPTOP TABLE)

1.8m FLY LEADS FROM SCHOOL LAPTOP OR PC.

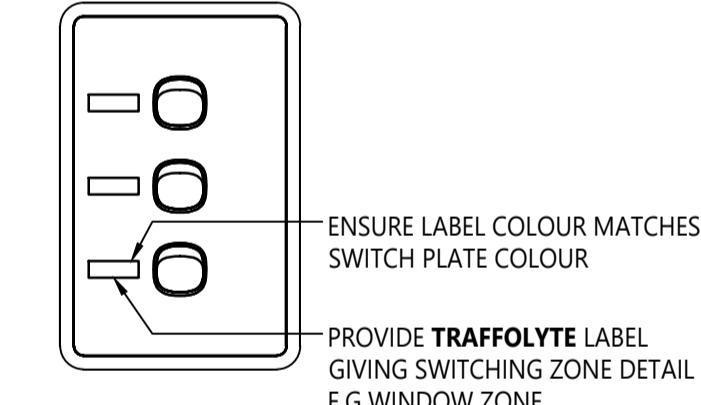


PROVIDE 2 X ROGER MYLINKS (FOR PERSONS WITH 'T-SWITCH' ON HEARING AID). PROVIDE 2 PER PROJECT TO BE HANDED TO SCHOOL AND HELD AT RECEPTION.

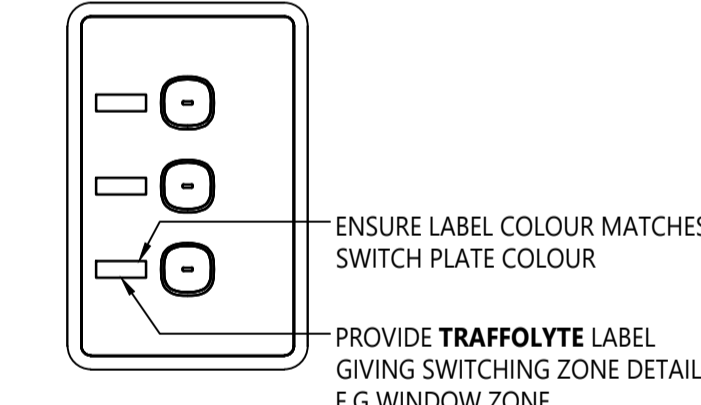
**GENERAL CLASSROOM HEARING AUGMENTATION AND MEDIA SYSTEMS (FOR JOINERY)**  
NOT TO SCALE



**CLASSROOM WITH A TV HEARING AUGMENTATION SCHEMATIC**  
NOT TO SCALE

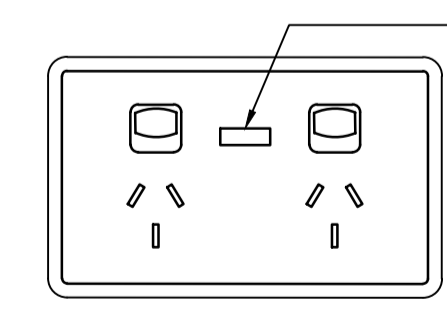


TYPICAL LIGHTING SWITCH LABELLING

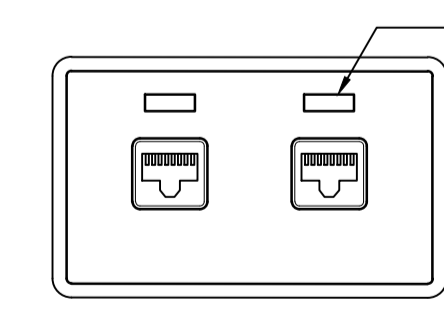


TYPICAL LIGHTING SWITCH LABELLING

**TYPICAL LIGHT SWITCH LABELLING DETAILS**  
NOT TO SCALE



GPO ARRANGEMENT



DATA OUTLET ARRANGEMENT

**TYPICAL POWER AND DATA OUTLETS LABELLING DETAILS**  
NOT TO SCALE

ELECTRICAL DESIGN GROUP BRISBANE PTY LTD  
ACN 092 710 793  
TRADING AS:  
ELECTRICAL DESIGN GROUP

THE COPYRIGHT OF THIS DRAWING REMAINS THE PROPERTY OF THE ELECTRICAL DESIGN GROUP.  
USE FIGURED DIMENSIONS IN PREFERENCE TO SCALE.  
ALL DIMENSIONS TO BE VERIFIED ONSITE.

**ASW ELECTRICAL**  
WIRED TO DELIVER  
E: info@aswelectrical.com.au  
M: 0450 440 569  
www.aswelectrical.com.au

**ELECTRICAL DESIGN GROUP**  
ELECTRICAL BUILDING SERVICES CONSULTANTS  
BRISBANE GOLD COAST  
P.O.Box 15, Sherwood Q.4075  
Phone: (07) 3278 4375  
Email: brisbane@edg.net.au  
Web: www.edg.net.au

PROJECT:  
**JOHN PAUL COLLEGE SCIENCE CLASSES**  
125 JOHN PAUL DRIVE, DAISY HILL, QUEENSLAND

B	AS CONSTRUCTED	14/01/2025
REV:	DESCRIPTION:	DATE:
DRAWING: <b>ELECTRICAL SERVICES SCHEMATICS &amp; DETAILS SHEET 2</b>		
SCALE: NOT TO SCALE AT A1	PROJECT NO: <b>C3406a</b>	DRAWING NO: <b>E08</b>
		REVISION: <b>B</b>